



Truck-mounted concrete pumps

The intelligent power packages

Ideal dimensions for indoor and outdoor activities – The 20 and 30 m class



Contortionists with minimal space requirements – flexible, manoeuvrable and an essential addition to any project

Truck-mounted concrete pumps from the 20 to 30 m class can weave effortlessly through the heaviest inner city traffic and along narrow street gaps on 2 or 3 axes. Bridges and underpasses do not represent a hazard because the trucks are extremely low in height and can pass under almost any road structure. They also offer a host of advantages such as sufficient weight reserves to accommodate comprehensive accessories without exceeding the maximum permitted weight.



Machines from this class utilise their full potential on the construction site: flexible booms with 4 or 5 arms that can operate precisely inside low buildings, tunnels or under bridges, with an unfolding height of below 4 m. Ideal for extremely efficient operation on small and medium construction sites.

* no EEA, no CE marking
** EEA, CE marking

Note: the illustrations may differ from series models.
Subject to technical modifications and errors.

M20

4-arm Z-roll fold system

Vertical reach	19.5 m
Horizontal reach	16.1 m
Depth of reach	11.1 m
Unfolding height	3.9 m

Support width

Front	3.4 m
Rear	2.6 m



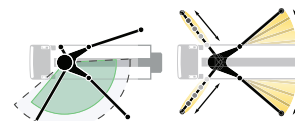
M31

5-arm MRZ fold system

Vertical reach	30.5 m
Horizontal reach	26.3 m
Depth of reach	20.4 m
Unfolding height	5.7 m

Support width

	front	rear
Standard	5.5 m	7.0 m
OSS*	4.0 m	5.8 m
iSC**	2.6 – 5.5 m	2.6 – 7.0 m



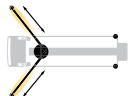
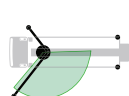
M24

4-arm Z fold system

Vertical reach	24.1 m
Horizontal reach	19.7 m
Depth of reach	13.4 m
Unfolding height	4.7 m

Support width

	front	rear
Standard	4.5 m	2.6 m
OSS*	3.5 m	2.6 m
iSC**	2.6 – 4.5 m	2.6 m



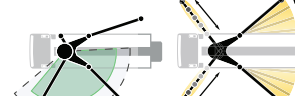
M36

4-arm Z fold system

Vertical reach	35.6 m
Horizontal reach	31.4 m
Depth of reach	23.1 m
Unfolding height	8.5 m

Support width

	front	rear
Standard	5.5 m	7.0 m
OSS*	4.0 m	5.8 m
iSC**	2.6 – 5.5 m	2.6 – 7.0 m



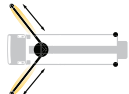
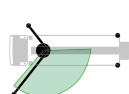
M28

4-arm Z fold system

Vertical reach	27.7 m
Horizontal reach	23.4 m
Depth of reach	16.0 m
Unfolding height	6.3 m

Support width

	front	rear
Standard	5.2 m	2.6 m
OSS*	3.9 m	2.6 m
iSC**	2.6 – 5.2 m	2.6 m



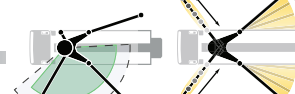
M38

5-arm roll Z-folding

Vertical reach	37.5 m
Horizontal reach	32.8 m
Depth of reach	25.3 m
Unfolding height	7.4 m

Support width

	front	rear
Standard	6.0 m	8.1 m
OSS*	4.3 m	6.3 m
iSC**	2.6 – 6.0 m	2.6 – 8.1 m



Long reach, compact folding The 40 and 50 m class

* no EEA, no CE marking
** EEA, CE marking

Note: the illustrations may differ from series models.
Subject to technical modifications and errors.



Medium class distributor booms with premium application possibilities

The perfect ratio of small support dimensions and a long reach make the 40 m class an all-rounder among truck-mounted concrete pumps. They can frequently be found on medium and large construction and civil engineering sites, often in a restricted space. Medium class machines are both powerful and flexible. Ingenious folding systems, predominantly the Z-roll version can fully extend to maximum reach and allow safe, smooth working progress with high-performance pumps in buildings with multiple storeys for example. Forces are transferred directly to the 4 support legs, which has a positive effect on pumping operations as well as the service life of the vehicle.

M51

5-arm roll Z-folding

Vertical reach	50.1 m
Horizontal reach	44.9 m
Depth of reach	34.9 m
Unfolding height	10.2 m

Support width

	front	rear
Standard	9.3 m	10.6 m
OSS*	5.9 m	7.6 m



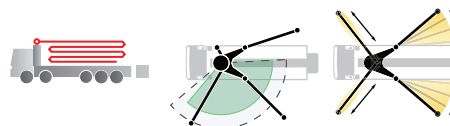
M53

6-arm roll Z-folding

Vertical reach	52.3 m
Horizontal reach	47.1 m
Depth of reach	37.4 m
Unfolding height	15.4 m

Support width

	front	rear
Standard	9.0 m	12.4 m
OSS*	5.9 m	8.3 m
iSC**	2.6 – 9.0 m	2.6 – 12.4 m



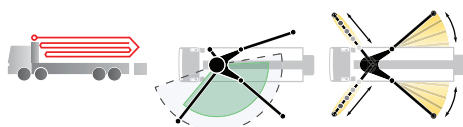
M42

5-arm roll Z-folding

Vertical reach	41.6 m
Horizontal reach	37.3 m
Depth of reach	31.0 m
Unfolding height	8.6 m

Support width

	front	rear
Standard	7.5 m	8.3 m
OSS*	5.0 m	6.4 m
iSC**	2.6 – 7.5 m	2.6 – 8.3 m



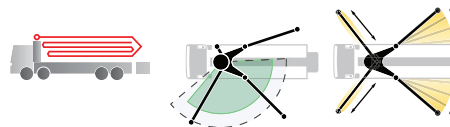
M54

5-arm roll Z-folding

Vertical reach	53.6 m
Horizontal reach	48.4 m
Depth of reach	39.8 m
Unfolding height	15.4 m

Support width

	front	rear
Standard	9.0 m	12.4 m
OSS*	5.9 m	8.3 m
iSC**	2.6 – 9.0 m	2.6 – 12.4 m



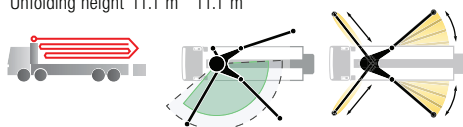
M46 / M47

5-arm roll Z-folding

	M46	M47
Vertical reach	45.5 m	46.1 m
Horizontal reach	40.5 m	41.1 m
Depth of reach	32.8 m	32.4 m
Unfolding height	11.1 m	11.1 m

Support width

	front	rear
Standard	8.4 m	9.3 m
OSS*	5.6 m	6.9 m
iSC**	2.6 – 8.4 m	2.6 – 9.3 m



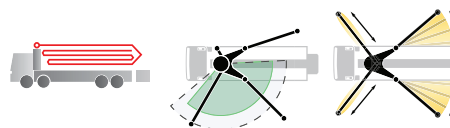
M56

5-arm roll Z-folding

Vertical reach	55.1 m
Horizontal reach	49.9 m
Depth of reach	40.3 m
Unfolding height	15.6 m

Support width

	front	rear
Standard	9.0 m	12.4 m
OSS*	5.9 m	8.3 m
iSC**	2.6 – 9.0 m	2.6 – 12.4 m



Option of 4 or 5-axle chassis,
depending on approval regulations and equipment